

# Formulation and Evaluation of Fast Dissolving tablets of Montelukast sodium using Co-Processed Superdisintegrants

B. Shravani, N. G.

Raghavendra Rao\*

Department of Pharmaceutics,  
Jyothishmathi Institute of  
Pharmaceutical science,  
Thimmapur, Karimnagar-  
505481, AP. India.

Corresponding Authors:

Dr. N. G. Raghavendra Rao  
Principal and Professor  
Jyothishmathi Institute of  
Pharmaceutical Science,  
Ramakrishna Colony,  
Thimmapur, KARIMNAGAR-  
505481, Andhra Pradesh, Email:  
nraghu@rediffmail.com

## Abstract:

Montelukast Sodium is a leukotriene receptor antagonist (LTRA) used for the treatment of asthma and to relieve symptoms of seasonal allergies. In the present work, fast dissolving tablets of Montelukast Sodium were prepared using novel co-processed superdisintegrants consisting of croscopovidone along with croscarmellose sodium, and croscopovidone along with sodium starch glycolate in the different ratios (1:1, 1:2 and 1:3). Effect of co-processed superdisintegrants on wetting time, disintegrating time, drug content, and *in-vitro* release have been studied. The prepared tablets were characterized by DSC and FTIR Studies. No chemical interaction between drug and excipients was confirmed by DSC and FTIR studies. Stability studies were carried out as per ICH guidelines for three months. The values of pre-compression parameters evaluated were within prescribed limits and indicated good free flowing property. The prepared tablets formulations were evaluated for post-compressional parameters. All the post-compressional parameter are evaluated were prescribed limits and results were within IP acceptable limits. The *in-vitro* disintegration time of fast dissolving tablets were found to be 12.06 to 39.14 sec. which is in the range of fulfilling the official requirements. By the addition of superdisintegrants the disintegration time increased significantly ( $P < 0.05$ ). The tablets shows the  $t_{50\%}$  and  $t_{90\%}$  between 0.94 min to 1.82 min and 3.61 min to 5.83 min respectively. Among all formulations CP3 showed 99.79% drug release within 4 min. Montelukast sodium tablets containing co-processed superdisintegrants exhibit quick disintegration and improved drug dissolution. It can be concluded from the present work that co-processed superdisintegrants of croscarmellose sodium+ croscopovidone are superior to croscopovidone + sodium starch glycolate co-processed superdisintegrants used in Montelukast Sodium fast dissolving tablets.

**Keywords:** Fast dissolving tablets, Montelukast sodium, sodium starch glycolate, Croscarmellose sodium, Croscopovidone, co-processed.

## INTRODUCTION:

Oral delivery is currently the gold standard in the pharmaceutical industry where it is regarded as the safest, most convenient and an economical method of drug delivery having the highest patient compliance (1). Tablet is most popular among all dosage forms existing today because of convenience of self administration, compactness and easy manufacturing (2). Many patients express difficulty in swallowing tablets and hard gelatin capsules, resulting in noncompliance and ineffective therapy (3).

To overcome this weakness, scientists have developed innovative drug delivery systems known as fast dissolving tablets (4). United States Food and drug administration (FDA) defined fast dissolving tablet (FDT) as "a solid dosage form containing medicinal substance or active ingredient which disintegrate rapidly usually within a matter of seconds when placed up on the tongue" (5). Their characteristic advantages such as administration without water, patient compliance, rapid onset of action, increased bioavailability and good stability make these

tablets popular as a dosage form of choice in the current market (6).

Montelukast sodium is chemically designated as (R-(E))-1-(((1-(3-(2-(7-chloro-2-quinoliny) ethenyl) phenyl)-3-(2-(1-hydroxy-1-methylethyl) phenyl) propyl) thio) methyl) cyclopropane acetic acid, monosodium salt, an orally administered drug of choice in the treatment of asthma in adults and children. Other problems like hand tremors, dysphagia in case of geriatric and non co-operative patients. To overcome these drawbacks mouth dissolving tablets or orally disintegrating tablets or fast dissolving tablets has emerged as an alternative oral dosage form (7).

Major challenge for tablets manufacturing comes from the flow properties of the materials to be compressed. Most of the formulations (> 70%) contain excipients at higher concentration than active drug(8). In recent years drug formulation scientists have recognized that single-component excipients do not always provide the requisite performance to allow certain active pharmaceutical ingredients to be formulated or manufactured adequately(9). Hence, there is a need to have excipients with multiple characteristics built into them such as better flow, low/no moisture sensitivity, superior compressibility and rapid disintegration ability (10). Excipients with improved functionality can be obtained by developing new chemical excipients, new grade of existing materials and new combination of existing materials (11). Many patients express difficult to swallow tablets and hard gelatin capsules and thus does not comply with prescription, which results in high incidence of non-compliance and ineffective therapy. Recent advances in novel drug delivery systems aim to enhance safety and efficacy of the drug molecules by formulating convenient dosage

form for administration and to achieve better patient's compliance. One such approach is fast dissolving tablets) FDT)(12-15).

New combinations of existing excipients are an interesting option for improving excipients functionality because all formulations contain multiple excipients. One such approach for improving the functionality of excipients is co-processing of two or more excipients. Co-processing is based on the novel concept of two or more excipients interacting at the sub particle level, the objective of which is to provide a synergy of functionality improvement as well as masking the undesirable properties of individual(16). Co-processing excipients lead to the formulation of excipients granules with superior properties, compared with physical mixtures of components or individual components, like improved flow properties, improved compressibility, better dilution potential, fill weight uniformity, and reduced lubricant sensitivity(17). Several co-processed superdisintegrants are commercially available: Ludipress (lactose monohydrate, polyvinyl pyrrolidone and crospovidone), Starlac (lactose and maize starch), Starcap 1500 (corn starch and pre-gelatinized starch), Ran Explo-C (microcrystalline cellulose (MCC), silica and crospovidone (CP)), Ran Explo-S (MCC, silica and sodium starch glycolate (SSG)), PanExcea MH300G (MCC, and CP)(18). The widely used superdisintegrants are CP, croscarmellose sodium (CCS) and SSG. In the present investigation, the preparation and evaluation of fast dissolving tablets by using co-processed superdisintegrants containing CP, CCS and SSG was studied. The reasons for selection of CP are high capillary activity, pronounced hydration capacity and little tendency to form gels. CP superdisintegrant is effective in wet

granulation, dry granulation and direct compression in tablet processing(19). CCS swells 4-8 folds in 10 sec. The cellulose derivative swells in two dimensions readily(20). In tablet formulations, it may be used in both direct compression and wet granulation processes. SSG was chosen because of its high swelling capacity(21). Carbamazepine(22) tablets containing co-processed superdisintegrants exhibit quick disintegration and improved drug dissolution. It can be concluded from the present work that co-processed superdisintegrants of CP+CCS are superior to CP+SSG.

In the present work, fast dissolving tablets of Montelukast sodium (MS) were prepared using novel co-processed superdisintegrants consisting of CP along with CCS, and CP along with SSG in the different ratios (1:1, 1:2 and 1:3). Effect of co-processed superdisintegrants on wetting time, disintegrating time, drug content, and *in-vitro* release have been studied.

## MATERIAL AND METHODS:

Montelukast sodium was procured as a gift sample from Redefining Healthcare, Unimark Remedies Limited, Vapi, Gujarat, India. Superdisintegrants like crospovidone, sodium starch glycolate, croscarmellose. Other excipients like Mannitol, Microcrystalline cellulose, flavor, Sodium lauryl sulphate (SLS), Talc, and Magnesium stearate purchased from S.D. Fine chem., Mumbai. All other materials were of analytical reagent grade.

**Preparation of Co-processed Superdisintegrants (23, 24):** The co-processed superdisintegrants were prepared by solvent evaporation method. A blend of CCS+CP and CP+CCS (in the ratio of 1:1, 1:2 and 1:3) was added to 10 ml of ethanol. The

contents of the beaker (250 ml capacity) were mixed thoroughly and stirring was continued till most of ethanol evaporated. The wet coherent mass was granulated through # 44 mesh sieve. The wet granules were dried in a hot air oven at 60° C for 20 mins. The dried granules were sifted through # 44 mesh sieve and stored in airtight container till further use.

**Preparation of fast dissolving tablets by direct compression method (25, 26):** Fast dissolving tablets of Montelukast sodium were prepared by direct compression. All the ingredients (except granular directly compressible excipients) were passed through # 60 mesh separately. Then the ingredients were weighed and mixed in geometrical order and compressed into tablets of 200mg by direct compression method using 7 mm bi concave punches on a 'Rimek mini press 1' a 10 station rotary compression machine. The composition of the tablets were given in **Table 1**.

**Table 1:** Formula of Mouth dissolving tablets of Montelukast Sodium

Ingredients (mg)	CP1	CP2	CP3	CP4	CP5	CP6
MS	10	10	10	10	10	10
Co-processed superdisintegrants	CCS: CP 1:1 6	CCS: CP 1:2 6	CCS: CP 1:3 6	CP:S SG 1:1 6	CP:S SG 1:2 6	CP:S SG 1:3 6
MCC	30	30	30	30	30	30
Talc	3	3	3	3	3	3
Pine apple flavor	1.5	1.5	1.5	1.5	1.5	1.5
Aspartame	3	3	3	3	3	3
Mg stea	2	2	2	2	2	2
Mannitol	q.s	q.s	q.s	q.s	q.s	q.s
Total wt(mg)	200	200	200	200	200	200

**Compatibility studies:**

**IR Studies:** IR spectra for pure drug Montelukast sodium and formulations CP2 and CP3 powdered

tablets were recorded in Infrared spectrophotometer with KBr pellets.

### Evaluation of fast dissolving tablets of Montelukast sodium:

**Pre-compression Parameters:** The tablet blends were evaluated for their bulk density, tapped density, Carr's index and flow properties.

#### Post-compression Parameters:

**Hardness test:** The hardness of the tablets was determined using Pfizer hardness tester. It is expressed in kg/cm<sup>2</sup>. Six tablets were randomly picked from each formulation and the mean and standard deviation values were calculated.

**Friability:** A friability test was conducted on the tablets using Friabilator. A friability test was conducted on the tablets using Friabilator. Twenty tablets were selected from each batch and any loose dust was removed with the help of a soft brush. The tablets were initially weighed ( $W_{\text{initial}}$ ) and transferred into Friabilator. The drum was rotated at 25 rpm for 4 min after which they were removed. Any loose dust was removed from the tablets as before and the tablets were weighed again ( $W_{\text{final}}$ ). The percentage friability was then calculated by,

$$F = ((W_{\text{initial}} - W_{\text{final}}) / W_{\text{initial}}) \times 100$$

% Friability of tablets less than 1% is considered acceptable.

**Weight variation:** The weight variation test was conducted by weighing 20 randomly selected tablets individually, calculating the average weight and comparing the individual tablet weights to the average. The specification of weight variation is 10%.

**Estimation of drug content (27):** Five tablets were weighed and crushed in a mortar then weighed powder containing equivalent to 10 mg of drug transferred in 100ml of 0.5% of SLS (sodium lauryl sulfate) solution to give a concentration of

100µg/ml. Take 15ml of this solution and dilute it up to 100ml with 0.5% of SLS solution to give a concentration of 15µg/ml. Absorbance measured at 342nm using UV-Visible Spectrophotometer.

**Disintegration time (28):** Tablet disintegration is an important step in drug absorption. The test for disintegration was carried out in Electrolab USP disintegration test apparatus. It consists of 6 glass tubes which are 3 inches long, open at the top, and held against a 10 mesh screen, at the bottom end of the basket rack assembly. To test the disintegration time of tablets, one tablet was placed in each tube and the basket rack was positioned in a 1 liter beaker containing 0.5% of SLS in water at 37°C ± 1°C such that the tablet remains 2.5 cm below the surface of the liquid. The time taken for the complete disintegration of the tablets was noted.

**Wetting time:** 10 ml of distilled water containing Eosin, a water soluble dye was placed in a petri dish of 10 cm diameter. Tablets were carefully placed in the centre of the petri dish and the time required for water to reach the upper surface of the tablet was noted as the wetting time. The test results are presented as mean value of three determinations.

**Water absorption ratio (29):** A piece of tissue paper folded twice was placed in a small Petri dish containing 6 ml of water. A tablet was put on the paper and the time required for complete wetting was measured. The wetted tablet was then weighed. Water absorption ratio indicated by  $R$ , which is calculated by using the below mentioned equation.

**In-vitro release (30-32):** The *in-vitro* dissolution studies of FDT were performed at 37 ± 0.5°C using 0.5% w/v aqueous solution SLS in USP II paddle method at 50 rpm. 5 mL of filtered aliquot was manually withdrawn at pre-determined time



intervals and replaced with 5 mL of fresh 0.5% SLS solution maintained at the same temperature. The samples were analyzed at 342nm using a UV spectrophotometer.

Details of dissolution test:

Dissolution test apparatus : USP type II

Speed : 50 rpm

Stirrer : Paddle type

Volume of medium : 900 ml

Volume withdrawn : 5 ml

Medium used : 0.5% SLS in distilled water

Water Temperature :  $37 \pm 0.5^\circ\text{C}$

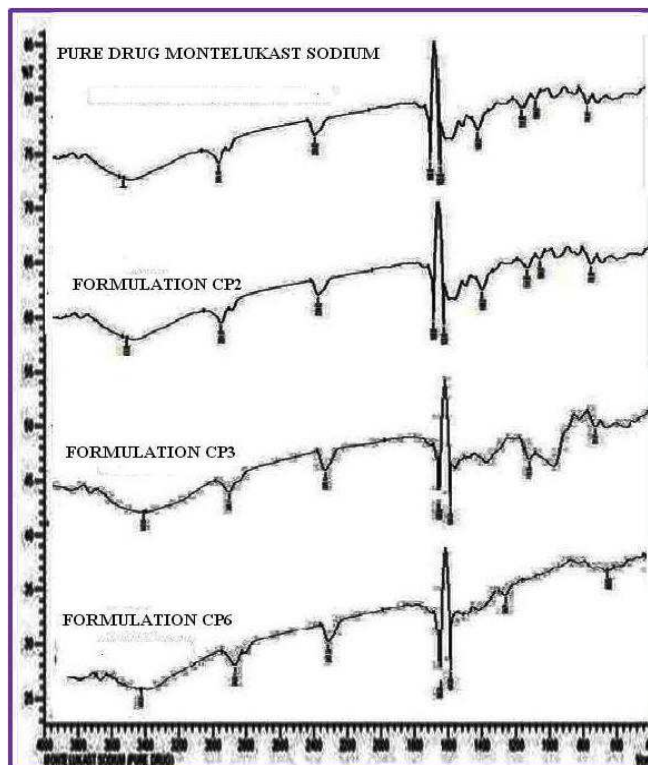
The stability study (33) of the tablets was carried out according to International conference on Harmonization guidelines for zone III and IV. The formulations were stored at  $25^\circ\text{C}/60\%$  and  $40^\circ\text{C}/75\%$  RH for three months by storing the samples in stability chamber (Thermo Lab, Mumbai).

## RESULT AND DISCUSSION:

Co-processed superdisintegrants were prepared by solvent evaporation using CP with CCS, and CP with SSG in different ratios (1:1, 1:2, and 1:3).

In the present study the IR spectra for pure drug MS and its formulations like CP2 and CP3 with various polymers and other excipients is taken to establish the physical characterization of drug and its formulations (**Fig 1**). The drug-excipients study was done by Fourier transform infrared (FT-IR) spectroscopy study, the prominent peaks of MS pure drug were shown at absorption peaks for the drug montelukast sodium has got tertiary -OH groups exhibited a broad peak around  $3300\text{ cm}^{-1}$  and a -COOH peak which is in the form of a salt has exhibited a strong peak near  $1700\text{ cm}^{-1}$ . The aromatic C-H peaks are also observed between  $2900\text{-}3000\text{ cm}^{-1}$ . In formulations like CP2 and CP3 exhibited characteristic absorption peaks in the

same range of pure drug peak. Hence, it could be confirmed that there is no chemical interaction between drug and excipients in the formulation.



**Fig 1:** IR Spectra of Pure drug Montelukast sodium, Formulation CP2, CP3 and CP6.

The values of pre-compression parameters evaluated were within prescribed limits and indicated good free flowing property (**Table 2**).

**Table 2:** Pre-compression parameters of Montelukast Sodium fast dissolving tablets by direct compression and co-process method:

FC	Bulk density(g/cc) ± SD, n=3	Tapped density (g/cc) ± SD, n=3	Angle of repose (degree) ± SD, n=3	Carr's index (%) ± SD, n=3	Hausner's Ratio ± SD, n=3
CP1	0.42 ± 0.06	0.512 ± 0.01	23.19 ± 1.27	22.00 ± 1.23	1.28 ± 0.03
CP2	0.39 ± 0.06	0.51 ± 0.01	25.28 ± 1.19	21.95 ± 1.02	1.28 ± 0.02
CP3	0.41 ± 0.06	0.513 ± 0.01	27.20 ± 1.30	21.82 ± 1.03	1.27 ± 0.03
CP4	0.38 ± 0.06	0.504 ± 0.02	25.14 ± 1.01	22.21 ± 1.25	1.29 ± 0.03
CP5	0.40 ± 0.06	0.498 ± 0.01	28.56 ± 1.45	19.49 ± 1.36	1.24 ± 0.03
CP6	0.44 ± 0.06	0.508 ± 0.02	26.41 ± 1.56	19.49 ± 1.29	1.23 ± 0.03
CP7	0.39 ± 0.06	0.499 ± 0.01	26.38 ± 1.20	20.25 ± 1.89	1.25 ± 0.04

\*FC= Formulation code

All the post-compression parameters are evaluated were prescribed limits and results were within IP acceptable limits. Results of post-compression parameters were shown in (Table 3).

In all the formulations, hardness test indicated good mechanical strength ranges from 3.00 kg/cm<sup>2</sup> to 3.42 kg/cm<sup>2</sup>. The friability range is 0.41 to 0.74 % to be well within the approved range (<1%) indicated that tablet had good mechanical resistance. The weight variation was found in all designed formulations in the range 197.00 to 200.14 mg. All the tablets passed weight variation test as the average percentage weight variation was within 7.5% i.e. in the pharmacopoeia limits.

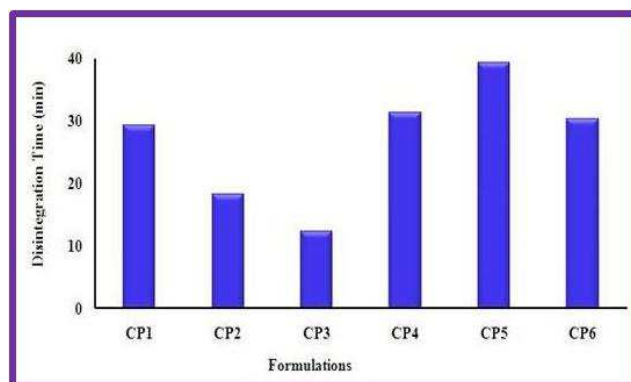
The standard deviation values indicated that all the formulations were within the range. The drug content uniformity was in between 98.56 to 100.10 %, water absorption ration were found between 45 to 62 % and wetting time between 54 to 98 sec. Rapid disintegration within several minutes was observed in all the formulations. The *in-vitro* disintegration time of fast dissolving tablets were found to be 12.06 to 39.14 sec. which is in the range of fulfilling the official requirements. By the addition of superdisintegrants the disintegration time increased significantly (P<0.05) tablets prepared. All the results were given in Table 3 and Fig2.

**Table 3:** Post compression parameters of tablets prepared by co-processed super disintegrants method

Parameters	CP1	CP2	CP3	CP4	CP5	CP6
Hardness (kg/cm <sup>2</sup> ) ± SD	3.42 ± 0.17	3.34 ± 0.23	3.22 ± 0.27	3.12 ± 0.14	3.00 ± 0.15	3.12 ± 0.23
Friability (%)	0.65	0.74	0.69	0.41	0.52	0.47
Thickness* (mm) ± SD	3.08 ± 0.02	3.14 ± 0.10	3.12 ± 0.20	3.06 ± 0.14	3.10 ± 0.14	3.12 ± 0.14
Weight variation*(mg) ± SD	198.12 ± 0.23	197.24 ± 0.56	199.14 ± 0.45	200.10 ± 0.55	198.24 ± 0.34	200.14 ± 0.45
<i>n-vitro</i> disintegration time*(sec) ± SD	29.12 ± 2.36	18.08 ± 1.36	12.06 ± 1.59	31.12 ± 1.28	39.14 ± 1.53	30.16 ± 1.29
Wetting time* (sec) ± SD	69 ± 1.37	54 ± 1.53	98 ± 1.54	87 ± 1.35	76 ± 1.23	84 ± 2.09
Water absorption ratio* ± SD	52 ± 1.52	60 ± 1.33	62 ± 1.95	54 ± 1.66	45 ± 1.30	59 ± 1.43
Drug Content* (%) ± SD	100.10 ± 0.40	99.46 ± 0.53	99.20 ± 1.02	99.46 ± 1.90	100.10 ± 1.20	98.56 ± 1.17

Among all the formulations CP3 containing 3% w/w of co-processed superdisintegrant (1:3 mixture of CCS + CP) was found to be promising and has shown an *in-vitro* dispersion time of 12.06 sec, wetting time of 98 sec when compared to the other formulations CP2 containing co-processed superdisintegrant (1:2 mixture of CCS+CP) was found in-vitro dispersion time of 18.08 sec, and wetting time of 54 sec. The formulations CP4, CP5 and CP6 containing co-processed superdisintegrants 1:1, 1:2 and 1:3 ratios of CP+SSG, which shows *in-vitro* dispersion

time of 31.12, 39.14 and 30.16 sec, wetting time of 76, 87 and 84 sec respectively (Table 3 and Fig 2).



**Fig 2:** Disintegration time vs Formulation (CP1-CP6)

Dissolution rate was studied by using USP type-II apparatus (USP XXIII Dissolution Test Apparatus at 50 rpm) using 900ml of 0.5 % of SLS solution as dissolution medium. Temperature of the dissolution medium was maintained at  $37\pm 0.5^\circ\text{C}$ , aliquot of dissolution medium was withdrawn at every 1 min. interval and filtered. The absorbance of filtered solution was measured by UV spectrophotometric method at 342nm and concentration of the drug was determined from standard calibration curve.

The dissolution of Montelukast sodium from the tablets is shown in (Fig 3-4) and (Table 4) shows the  $t_{50\%}$  and  $t_{90\%}$  of the release profiles. These values changed with change of formulations.

The preparation of tablets by co-processed superdisintegrants method shows the  $t_{50\%}$  and  $t_{90\%}$  between 0.94 min to 1.82 min and 3.61 min to 5.83 min respectively. Among all formulations CP3 showed 99.79% drug release within 4 min. Montelukast sodium tablets containing co-processed superdisintegrants exhibit quick disintegration and improved drug dissolution. It can be concluded from the present work that co-processed superdisintegrants of CP+CCS are superior to CP+SSG co-processed superdisintegrants used in Carbamazepine fast dissolving tablets.

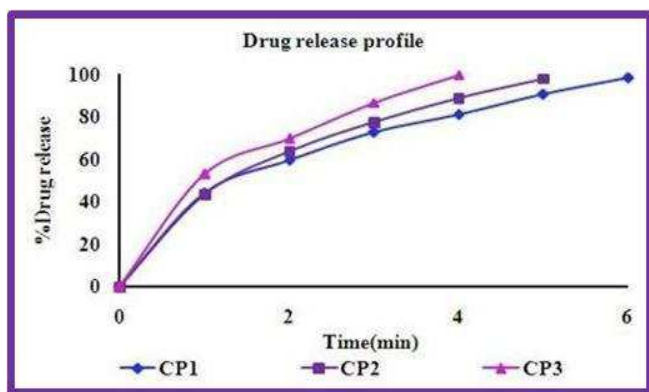


Fig 3: Release profile of formulations (CP1-CP3)

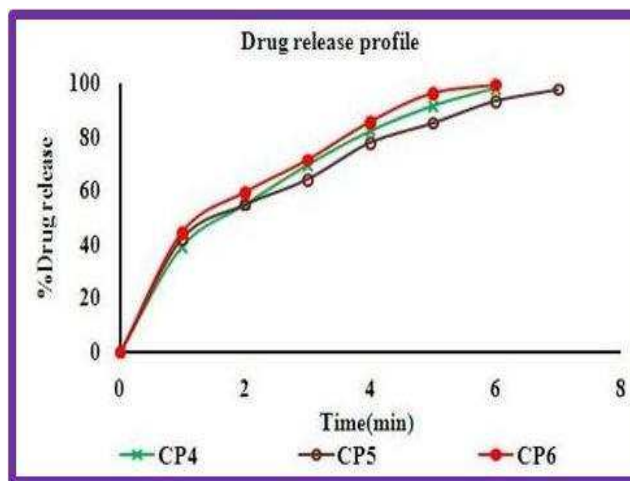


Fig 4: Release profile of formulations (CP4-CP6)

Table 4: Release profile of Montelukast sodium fast dissolving tablets

Formulation Code	$T_{50}$ (min)	$T_{90}$ (min)
CP1	$1.68\pm 0.16$	$4.95\pm 0.6$
CP2	$1.57\pm 0.12$	$4.04\pm 1.2$
CP3	$0.94\pm 0.14$	$3.61\pm 1.3$
CP4	$1.82\pm 0.12$	$4.92\pm 1.2$
CP5	$1.82\pm 0.02$	$5.78\pm 1.4$
CP6	$1.69\pm 0.14$	$4.68\pm 1.0$

The promising formulations were subjected to short term stability study by storing the formulations at  $25^\circ\text{C}/65\%$  and  $40^\circ\text{C}/75\%$  RH up to three month. The optimized formulations CP2 and CP3 were selected. After three month the tablets were again analyzed for the hardness, friability, drug content uniformity and disintegration time. The increase in the disintegration time was observed in case of tablets prepared with direct compression method. No change was observed in the hardness, friability and disintegration time of tablets prepared by co-processed technique. No significant change was observed in the of all formulation. The results were shown in Table 5.

**Table 5:** Result for 25°C/60% RH) for 3 months

Sl. No.	Formulation code	Month	Hardness Kg/cm <sup>2</sup>	Percentage Friability	Dispersion time (sec)
<b>25°C/60% RH</b>					
4	CP2	1 <sup>st</sup>	3.34	0.74	18.08
		2 <sup>nd</sup>	3.46	0.73	18.22
		3 <sup>rd</sup>	3.58	0.75	18.56
5	CP3	1 <sup>st</sup>	3.22	0.69	12.06
		2 <sup>nd</sup>	3.42	0.68	12.12
		3 <sup>rd</sup>	3.32	0.69	12.54
<b>40°C/75% RH</b>					
4	CP2	1 <sup>st</sup>	3.34	0.74	18.08
		2 <sup>nd</sup>	3.42	0.72	18.46
		3 <sup>rd</sup>	3.48	0.73	18.82
5	CP3	1 <sup>st</sup>	3.22	0.69	12.06
		2 <sup>nd</sup>	3.28	0.70	12.52
		3 <sup>rd</sup>	3.32	0.71	13.16

## CONCLUSION:

Montelukast Sodium is a leukotriene receptor antagonist (LTRA) used for the treatment of asthma and to relieve symptoms of seasonal allergies. In the present work, fast dissolving tablets of Montelukast sodium (MS) were prepared using novel co-processed superdisintegrants consisting of CP along with CCS, and CP along with SSG in the different ratios (1:1, 1:2 and 1:3). Montelukast sodium tablets containing co-processed superdisintegrants exhibit quick disintegration and improved drug dissolution. It can be concluded from the present work that co-processed superdisintegrants of CP and CCS are superior to physical mixtures of CP and CCS used in Montelukast sodium fast dissolving tablets.

## ACKNOWLEDGEMENTS:

The authors are thankful Redefining Healthcare, Unimark Remedies Limited, Vapi, Gujarat, India for providing Montelukast Sodium as a Gift sample. The authors are also thankful to **Sri. Juvadi Sagar Rao Garu, Chairman** and **Sri. K. Venkat Rao Garu, Director**, Jyothishmathi Institute

of Pharmaceutical Science, Karimnagar, provide the facilities to carrying out this research work.

## REFERENCES:

- 1) Rajkumar Goyal, Satyendra Singh Baghel, Ashish Pathak, Kshamashil Sharma, Gourav Tiwari and Rituraj Shivhare. A Review on Formulation & Evaluation of Orodispersible Tablets (Fast Dissolving Tablet). W J Pharma Res. 2012; 1(3): 576-90.
- 2) Kanaka Durga Devi N, Prameela Rani A, Sai Mrudula B. Formulation and evaluation of oral disintegrating tablets of Montelukast sodium: effect of functionality of superdisintegrants. J Pharma Res. 2010; 3(4): 803-08.
- 3) Dinesh mohan S, Vanitha K, Ramesh A, Srikanth G and Akila S. Formulation and Evaluation of Salbutamol Sulphate Fast Dissolving Tablet. Int J Res Pharma Bio Sci. 2010; 1(2): 105-108.
- 4) Jeevanadham S, Dhachinamoorthy D, Chandra Shekar KB, Muthukumar M, Sriram N, Joyasaruby J. Formulation and evaluation of naproxen sodium orodispersible tablets-A sublimation technique. Asian J Pharma. 2010; 4 (1): 48-51.
- 5) Praveen Khirwadkar, Kamlesh Dashora. A Review: Fast Dissolving Drug Delivery System: Current Developments In Novel System Design and Technology. Int J Bio A Res. 2012; 03(02): 82-98.
- 6) Gohel M, Patel M, Amin A, Agrawal R, Dave R, Bariya N. Formulation Design and Optimization of Mouth Dissolve Tablets of Nimusulide Using Vacuum Drying Technique. AAPS Pharm Sci Tech. 2004; 5(3): 36.
- 7) Kanakadurga N, PrameelaRani A and Mrudula BS. J of Pharma Res 2010, 3(4):803-808.
- 8) Alfred Martin. Physical Pharmacy. 4th edn. Philadelphia: Lippin-cott Williams and Wilkins; 1993.



- 9) York P. Crystal engineering and particle design for the powder compaction process. *Drug Dev Ind Pharm*, 18(6, 7): 677-721 (1992).
- 10) Lawrence H Block, Richard C, Moreton, Shireesh P, Apte, Ri-chard H, Wendt, Eric J, Munson, Joseph R, Creekmore, Indira V, Persaud, Catherine Sheehan, and Hong Wang. Co-processed excipients. *Pharmacopoeial forum*, 35(4): 1026-1028, (2009).
- 11) Avachat A, Ahire VJ. Characterization and evaluation of spray dried co-processed excipients and their application in solid dosage forms. *Indian J Pharm Sci*, 69(1):85-90 (2007).
- 12) Seager H. Drug delivery products and the Zydys fast dissolving dosage forms. *J Pharm Pharmacol* 1998;50:375-82.
- 13) Chang RK, Guo X, Burnside BA, Cough RA. Fast dissolving tablets. *Pharm Tech* 2000;24:52-8.
- 14) Dobetti L. Fast-melting tablets: Developments and Technologies. *Pharma Tech* 2001;Suppl:44-50.
- 15) Kuchekar BS, Arumugam V. Fast dissolving tablets. *Indian J Pharm Educ Res* 2001;35:150-2.
- 16) Moreton RC. Tablet excipients to the year 2001: A look into the crystal ball. *Drug Dev Ind Pharm*, 22: 11-23 (1996).
- 17) Reimerdes D. The near future of tablet excipients. *Manuf chem*, 64:14-5 (1993).
- 18) Nachaegari SK, Bansal AK. Co-processed excipients for solid dosage forms. *Pharm Technol*, 28(1): 52-64 (2004).
- 19) Gohel MC, Jogani PD. A review of co-processed directly compressible excipients. *J Pharm Sci*, 8: 76-93 (2005).
- 20) Rowe RC, Sheskey PJ, Weller PJ. *Hand book of pharmaceutical excipients*, 4th ed. London, Chicago: Pharmaceutical Press, American Pharmaceutical Association; 2003.
- 21) RW Miller. Sodium starch glycolate. In: RC Rowe, PJ Sheskey, PJ Weller (eds.) *Handbook of pharmaceutical excipients*, 4th ed. Washington, DC: American Pharmaceutical Association, London, Pharmaceutical Press, 2003,pp.581-4.
- 22) Raghavendra Rao NG, Upendra Kulkarni, Basawaraj S Patil. Comparison of Novel co-processed superdisintegrants for Designing of Fast dissolving tablets of Carbamazepine. *Int J Pharm Sci Bio* 2011; 2(1):316-323.
- 23) Raghavendra Rao NG, Upendra Kulkarni. Formulation and Design of Fast Dissolving Tablets of Felodipine using Novel CO-Processed superdisintegrants. *Int J Pharma Res and Dev*, Nov - 2010 / Vol - 2/Issue - 9: Page No. 113 – 121.
- 24) <http://www.wikipedia/camphor>. Accessed 16-12-2012
- 25) Raghavendra Rao NG, Sumanji Bala, Harsh A Panchal, Keyur V Patel. Design of Fast Dissolving Tablets of Metoprolol Tartrate Using Novel Co-Processed Superdisintegrants. *Int J of Pharma Sci Rev and Res*. Vol 8, Issue 2, May - June 2011; Article-025; 147-153.
- 26) Raghavendra Rao NG, Ravi Kumar K. Design of Fast Dissolving Tablets of Chlorthalidone using Novel Co-processed Superdisintegrants. *J. Chem. Pharm. Res.*, 2010, 2(4):671-679.
- 27) Raghavendra Rao NG, Mohd Abdul Hadi, Harsh A Panchal. A Novel Approach to sustained Montelukast Sodium Release: Differentially Coated Mini-Tablets in HPMC Capsules. (*Pharma Sci Direct*) *Int J of Pharma and Biomed Res*. 2011, 2(2), 90-97.
- 28) Raghavendra Rao NG, Suryakar VB, Ketan Thube. Development of Mucoadhesive Films for Buccal Administration of Montelukast. *Int J of Pharma and Tech*, Mar 2010/Vol 2/Issue No 1/1-15.15.
- 29) Kanaka Durga Devi N, Prameela Rani A, Sai Mrudula B. Formulation and evaluation of oral disintegrating tablets of Montelukast sodium: effect of functionality of superdisintegrants. *J of Pharma Res*. 2010; 3(4): 803-08.
- 30) Janugade BU, Patil SS, Patil SV, Lade PD. *Int J Chem Tech Res*. 2009, 1, 690-691.
- 31) Makoto Ishida, Kenichi, Abe, Munoru Hashezime, Masco Kawamura, *Int J Pharm* 2008, 359, 46-52.

- 32) Chaudhari SP, Chaudhari PD, Mistry CJ, Patil MJ, Barhate NS. Pharm Tech 2007, 31, 132-144.
- 33) Stephen BR, Rajveer CH, Prashant KC, Ganesh SB, Gajanan VS. Studies of dissolution behavior of sustained release solid dispersions of nimodipine. Int. J Pharm. Review and Res. 2010; 3(1): 77-82.

**Article History:** -----

Date of Submission: 28-11-2013

Date of Acceptance: 09-01-2014

Conflict of Interest: NIL

Source of Support: NONE

